

Invacare® Top End® Force R™ Handcycle

Price List and Order Form

Effective April 30, 2009 Revised July 1, 2010

For accuracy of ordering, please fax order to Top End at 727-522-1007 or e-mail to TopEndOrders@invacare.com

For questions call 800-532-8677 or 727-522-8677.

To order Literature: 800-828-6282

www.topendwheelchair.com



Provider Name _____ Date _____ Top End Job Number _____
 Account # _____ P.O. # _____ Phone # _____ Fax # _____
 Address _____ City _____ State _____ Zip Code _____
 Customer Name _____ Phone No _____
 Address _____ City _____ State _____ Zip Code _____

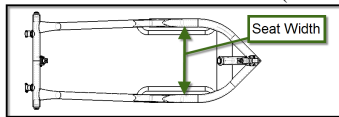
Ship order to: Provider Customer

Order will ship to Provider unless otherwise noted.

TOP END FORCE R HANDCYCLE: RECLINING

- FRCR Top End Force R Handcycle\$6,250.00

Seat Width: 13" 14" 15" 16" 17" 18" (inside lower frame)

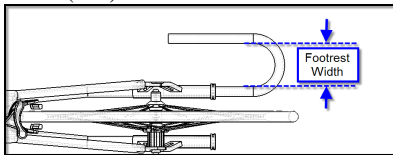


Wheel Base: 60" 62"

Lower Fork Style:

- Aerodynamic NarrowStandard
- Wide Style (required for disc brakes) N/C

Footrest Width: 3 3/4"(Std.) 4 3/4"



Camber: 3°(Std.) 0° 6°

Component Choices: (choose one)

Shifter / Brake / Front Wheel Derailleur Packages

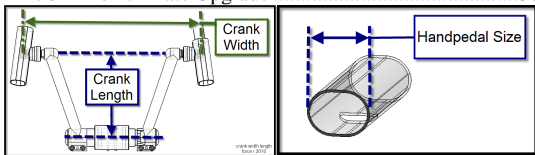
- SRAM® Grip Shifter and SRAM® X.O. Derailleur /SRAM Hollow Pin Chain.....N/C ¹

Mounting Position: Shifter / Brake Lever (choose one)

- Right Handle.....Standard
- Left Handle.....N/C
- XLT64 SRAM® Trigger Shifter and SRAM® X.O. Derailleur/ SRAM® Hollow Pin Chain.....\$125.00 ²
 - Shifter: Right Handle mount Right Fork mount
 - Brake Lever: Left Handle mount Left Fork mount Right Fork mount

Handpedal Size / Cranks:

- Medium Handpedal Size (1 3/4").....Standard
- XLT72 Small Handpedal Size (1 1/2").....75.00
- XLT73 Large Handpedal Size (2 1/4").....75.00
- XLT56 Power Plate Upgrade.....50.00



Crank Arms: Tapered Crank (choose length and width)

Length (mm): 165 170 175(Std) 180 185 190
 Width (inches): 12" 13" 14"(Std) 15" 16"

Front Wheel Cassette Choice:

- SRAM 11-34 Standard
- XLT58 SRAM® 11-23..... 50.00 ³
- XLT59 SRAM® 11-26..... 50.00 ³

Chain ring Choice: (choose one) Operated by manual derailleur.

- 48-40-24Standard
- XLT41 Chain ring Option 53-40-24.....100.00

Performance Upgrades:

- XLT160 SRM® Training System – Professional Road...3,500.00 ⁴

Brake Choices (Includes Brake and Parking Brake)

- Caliper-Cane Creek® SCR-3..... Standard
- XLT55 Caliper-Cane Creek® SL w/ Titanium Hardware 150.00 ⁵
- XLT66 Disc Brake: Available with Wide Style fork only and Standard or Corima Wheels only..... 300.00 ⁶

Wheels: (Threaded Axle Only) Pick one:

- Standard: 26" High performance wheels with high pressure clincher tires..... Standard
- XLT45 Zipp® 404 26" Carbon rim/ovalized spokes Clincher Tubular..... 3,250.00
- XLT50 Zipp® Time Trial Package: Front Wheel: Zipp® 404 Rear Wheels: Zipp® Disc (tubular only)..... 3,750.00
- XLT67 Corima® AERO 26" Carbon rim/ovalized spokes (tubular only)..... 3000.00

Tire Upgrade

- XLT51 Continental® Grand Prix tires (clincher only)..... 135.00
- XLT52 Continental® Sprinter (tubular only)..... 125.00

Safety & Comfort Options

- Seat and Back Cushions Standard
- Chain Guard and Safety Flag Standard
- XLT71 Tool and Tire Repair Kit 90.00
- XLT16 Extra Safety Flag..... 30.00
- XLT63 Mirror, Handle Mount..... 35.00
- XLT13 Water Bottle & Cage 35.00
- XLT28 Backpack Hydration System 100.00
- XLT141 Heart Rate Monitor..... 100.00
- XLT14 Cordless Computer..... 125.00
- XLT15 Helmet..... 75.00
 - Small (6 5/8" – 7") Medium (6 7/8" – 7 1/2") Large (7 1/4" – 7 5/8")
- XLT9 Leg Guard Attachment 75.00
- XLT6 Front Safety Light 25.00
- XLT7 Rear Flashing Light..... 25.00
- XLT 33 Alignment Gauge..... 75.00
- XLT20 Bike Rack for Trailer Hitch..... 450.00
 - 1 1/4" (Std.) 2"
- XLT40 Cable Kit 35.00
- XLT74 Extra Steering Dampner 10.00
- XLT42 Indoor Training Roller..... 250.00
- TER126 Click Strap Large (pad length~12")..... 86.00
- TER125 Click Strap Med (pad length~10")..... 80.00
- TER124 Click Strap Small (pad length~8")..... 75.00
- RACE4 Wheel Bag..... 180.00 ⁴
- RACE20 Handcycle Travel Bag..... 300.00 ⁴
- RACE13 Top End Bike Jersey L XL..... 70.00 ⁴
- RACE22 Top End T-Shirt L XL..... 10.00 ⁴

CONTEMPORARY COLORS

- Wet Black Black Prism White Snow
- Silver Metallic Silver Vein Copper Penny

WAY COOL COLORS

- Electric Blue Midnight Blue Cosmic Blue
- Electric Teal Emerald Green Grasshopper Green

TOO HOT COLORS

- Tangerine Red Grape Madness
- Safety Yellow Sunkissed Orange

Footnotes on page 2.

Invacare® Top End® Force R™ Handcycle

FOOTNOTES:

- ¹ Grip Shift is operated by rotating the grip mounted on either the right or left handle. Shifts quickly, accurately and super lightweight. Preferred by Team Invacare Athletes.
- ² Thumb and forefinger operated. Super lightweight, high quality components. A great choice for those who want low weight and do not like the grip shift. Available as handle or fork mounted on right side only. Brake can be mounted on left handle only or on left side of the fork. (Footnotes continued on page 2)
- ³ XLT 58 and 59 are cassettes with closer gear ratios. Not best for hilly terrain.
- ⁴ SRM® Power Meter is a state of the art measuring tool. Not available with 3 chainrings or a chainring less than 39 teeth. Visit SRM.de for more details. The Power Meter is integrated directly into the Top End cranks. Standard discount does not apply to XLT 60 or to RACE options.
- ⁵ Ultra lightweight brake calipers with titanium nuts and bolts.
- ⁶ Disc brake requires the Wide Style Lower fork. Only available with Standard and Corima Wheels.

Frame – Ovalized 7005 aluminum tubing with internal skeletal structure for increased stiffness. Wrap-around ovalized lower frame.

Fork – 7005 aluminum, super stiff with adjustable crank housing.

Wheelbase – 60" Standard

Turning Radius – 12 feet for 360° circle, 12 feet w/one backing maneuver.

Static Tip Angle - 39° for 250 lb subject.

Transfer Seat Height – 5" with 2" cushion.

Backrest – Adjustable fore and aft.

Back Angle – Adjustable

Propulsion System – Features a combination of SRAM and Top End components, 27 speeds, 48-40-28 chain rings and 11/34 cassette as standard. The 11/34 cassette is operated by the Hands-On Grip-Shifter or Trigger shifter unit which is mounted on the right (standard) hand pedal. It operates both the 11/34 cassette and the hands-on brake. The manual derailleur operates the top chain rings utilizing a manual system which eliminates cables and their maintenance. A parking brake/second brake is mounted on the left side of frame.

Crank set – Top End V crank set with integral pedal bearings are standard. To choose the width for the crank, consider the end user's shoulder width. The width is measured horizontally center to center to the point at the middle of the hand pedal. Length of crank set depends on the length of the arms. The length is measured perpendicular from the center of the crank to the center of the hand pedal spindle. See diagram on page 1.

Steering – Pivot fork steering.

Crank – Vertical adjustment.

Hand pedals – Hand pedals are made of lightweight aluminum and are ovalized to precisely fit the hand. The bearings which allow the pedal to rotate while pedaling are located in the handle and not in the crank arm, which makes this pedal very comfortable. Power Plates consist of flat aluminum plates welded the lower end of the pedal.

Footrest – Multi-adjustable fore and aft w/straps to securely cradle calves and feet. Straps are 4" wide and feature safety straps for ankles.

Performance wheels – Spoked wheels with threaded axles and alloy rims. 14 gauge stainless steel spokes. 26" x 1" High Performance Clincher Tire/Tube 100psi

Carbon Wheel Upgrades – Threaded axle only

1. 26" Zipp® 404 Wheels w/Carbon/Graphite composite rim and stainless ovalized spokes.
2. 26" Zipp® Time Trial Package: Zipp® 404 Front Wheel, Zipp® Disc Rear Wheels.

3. 26" Corima AERO Wheels w/ Carbon/Graphite composite rim and stainless ovalized spokes. Tubular only.

Upholstery – Black breathable mesh upholstery with 2" seat and back cushion standard. Seat restraint included.

Warranty – 3 year on frame and fork to original owner/limited parts warranty.

Assembly – Shipped completely assembled except for rear wheels. Shipping weight is 65 – 70 lbs.

Options – See front of form or call for details and photos

Tool bag includes 22 tools in 1, a unique 3 piece design plus tire patch kit, CO2 tire inflators; tire changing tools and zippered tool bag. Everything you need all in one handy pouch.

Invacare Corporation www.invacare.com

TOP END

Sports and Recreation
Products
4501 63rd Circle North
Pinellas Park, FL USA
33781-5914

All rights reserved. Trademarks are identified by the symbols ™ and ®. All trademarks are owned by or licensed to Invacare Corporation unless otherwise noted. Shimano, Ultegra and Rapid Fire are registered trademarks of Shimano Inc. Spinergy is a registered trademark of Spinergy Corp., Corima is a registered trademark of Corima SA., Zipp is a registered trademark of Compositech, Inc. Cane Creek is a registered trademark of Cane Creek Cycling Components. SRM is a registered trademark of SRM Service Center Inc. USA SRAM is a registered trademark of SRAM Corp. Tufo is a registered trademark of Tufo of America Incorporated. Continental is a registered trademark of Continental Tire Corp. ©2009 Invacare Corporation

